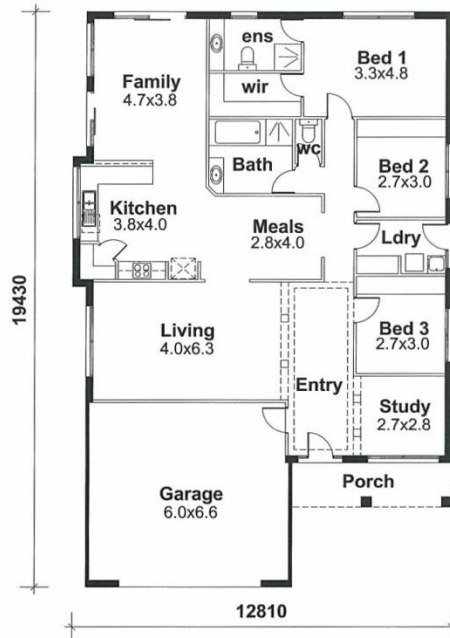
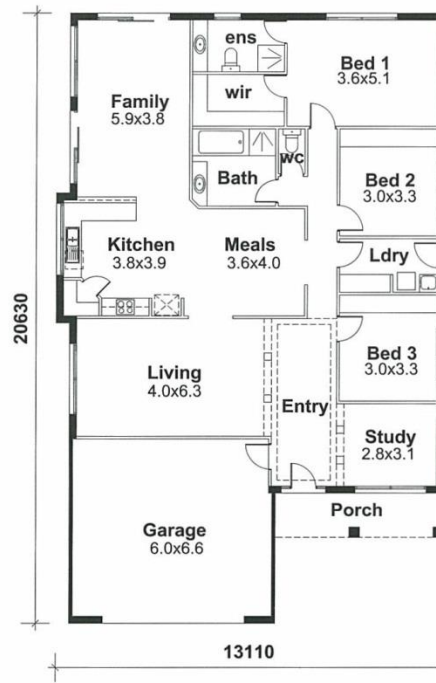


Chifley Series



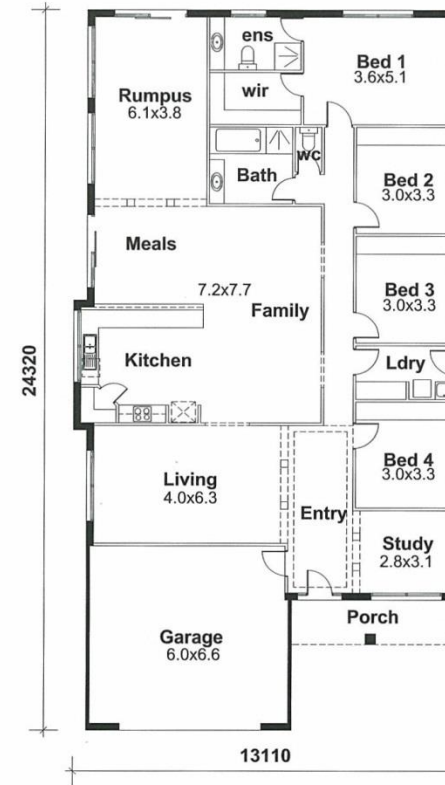
Chifley 190E

Area: 227 m² (24.43 sq)
 Minimum width of site required
 15.21m. Conditions apply.



Chifley 210E

Area: 247 m² (26.59 sq)
 Minimum width of site required
 15.51m. Conditions apply.



Chifley 260E

Area: 293 m² (31.54 sq)
 Minimum width of site required
 15.51m. Conditions apply.